





















Determine which JensenGrill you have

24-11-2019

	Picture model		Unique feature 1	Unique feature 2
Estate B				
	Silver coloured handels	Brass coloured handels	2 drawers.	
Estate S				
	silver coloured handels	brass coloured handels	2 drawers.	
Estate Mini				
			Legs made from square tubes. Two wheels inside on the left side.	Igniters sitting inside the burning chamber next to the burners.
Estate 2.0 (2015)				
			Gas line comes out in between the gas cylinder container and the grill.	Igniters sitting inside the burning chamber next to the burners.
Estate 1.0				
	Estate 1.0 F/S Flat lid	Estate 1.0 R/S Round lid	Legs are angel iron. Two fixed wheels 75 mm on the two left legs.	Below the slot for the rotisserie spit there is 2 holes with thread to mount the motor bracket for the rotisserie.

	Picture model		Unique feature 1	Unique feature 2
Estate 2.0 (2016)				
	Estate 2.0 (2016) F/S Flat lid	Estate 2.0 (2016) R/S Round lid	Gas intake is placed of the back.	Below the slot for the rotisserie spit there is 2 holes with thread to mount the motor bracket for the rotisserie.
Estate 3.0				
	Estate 3.0 F/S Silver coloured handles	Estate 3.0 F/B Brass coloured handles	Gas intake is placed of the back.	Below the slot for the rotisserie spit there is 2 holes with thread to mount the motor bracket for the rotisserie.
Estate 1.1				
	Estate 1.1 F/S	Estate 1.1 R/S	Shelf with 4 wheels	Below the slot for the rotisserie spit there is 5 very fine slots to mount the motor bracket for the rotisserie.
Estate 2.1				
	Estate 2.1 F/S	Estate 2.1 R/S	Gas intake is placed of the back.	Below the slot for the rotisserie spit there is 5 very fine slots to mount the motor bracket for the rotisserie.
Estate 3.1				
	Estate 3.1 F/S Silver coloured handles	Estate 3.1 F/B Brass coloured handles	Gas intake is placed of the back.	Below the slot for the rotisserie spit there is 5 very fine slots to mount the motor bracket for the rotisserie.